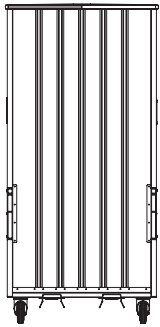
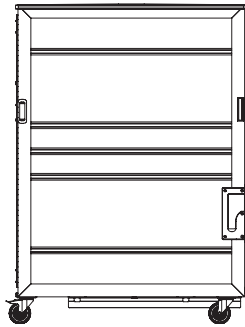


RYTLE BOX

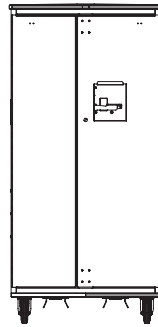
Type: for MovR3



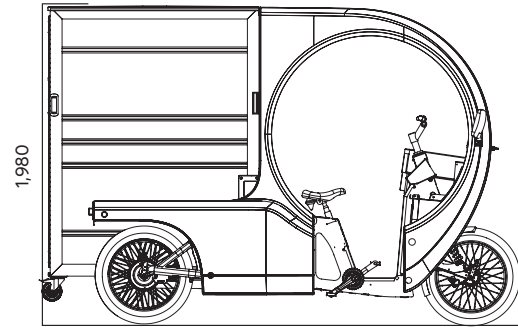
Front view



Back view



Side view



Side view: Box attached to MovR3

Technical Description

Robust interchangeable aluminium box for MovR3 loading bay

Internal dimensions designed for use with Euro pallets and Euro boxes

Rear doors with high opening angle approx. 100 degrees, hold-open hinge in open position

Welded tubular frame construction, floor accessible

Roof edged for rain drainage, box splashproof

Walls beaded for stiffening and sound insulation

Replaceable protective buffers at top and bottom

4 x smooth-running swivel castors Ø 125 mm, 2 including brakes

4 x recessed grips on the sides

RFID lock with opening chip key (optional: with wristband)

Painting in RAL Classic colours according to customer requirements

Full foiling on request (digital print, 4-colour)

Technical Data

Type	Aluminium box for MovR3	Usable Volume	approx. 1.8 m ³
Tare Weight	77 kg (unpainted)	Load	180 kg
Length	1,350 mm	Inner Length	approx. 1,270 mm
Width	890 mm	Inner Width	approx. 840 mm
Height	1,865 mm Box; attached to MovR3: 1,980 mm	Inner Height	approx. 1,650 mm
Lock	XLOCK 40, 125 kHz Battery: 2 x CR 123 A button cell		